

Mudflaps

Part #	Fig.#	Size	Description
24X24	1	24" x 24"	1/4" Rubber Flap
24X24RT	1	24" x 24"	1/4" Anti-Spray Flap
24X24HD	1	24" x 24"	3/8" Heavy Duty Flap
24X30	1	24" x 30"	1/4" Rubber Flap
24X30RT	1	24" x 30"	1/4" Anti-Spray Flap
24X30HD	1	24" x 30"	3/8" Heavy Duty Flap
382430	1	24" x 30"	Black Plastic Anti-Spray Flap
392430	1	24" x 30"	White Plastic Anti-Spray Flap
24X36	1	24" x 36"	1/4" Rubber Flap
24X36RT	1	24" x 36"	1/4" Anti-Spray Flap
24X36HD	1	24" x 36"	3/8" Heavy Duty Flap



Fig. 1

Custom and "Logo" Flaps Also Available On Request

Mudflap Brackets / Anti-Sail Splash Guard

Part #	Fig.#	Single Hanger	Description
B-23	2		Coiled Hanger Set
B-25	3	A-25	Straight Hanger Set
B-35	4	A-35	Angled Hanger Set



Fig. 2



Fig. 3



Fig. 4

Anti-Sail Guards (Sold Per Pair)

405BZ	5		Zinc Plated 24" Wide
405BC	5		Chrome Plated 24" Wide

Fig. 5

Fender Kits

Part #	Fig.#	Size	Description
203000	6	--	Black Poly Rubber Quarter Fender Kit
523000	6	--	Stainless Steel Quarter Fender Kit

**Kits contains 2 quarter fenders, 2 extensions, and clamping hardware.
Kit does not contain mounting hardware.**

555004 -- -- Stub Mount Kit




Fig. 6

TRUCK/TRAILER HARDWARE



Fig. 1



Fig. 2



Fig. 3



Fig. 4



Fig. 5



Fig. 6



Fig. 7



Fig. 9



Fig. 8



Fig. 10



Fig. 11



Fig. 12

Underbody Toolboxes

Part #	Fig.#	H x D x L	Description
1702300	1	18 x 18 x 24	Powder Coated Black Steel w/ T-Handle
1702303	2	18 x 18 x 30	Powder Coated Black Steel w/ T-Handle
1702305	2	18 x 18 x 36	Powder Coated Black Steel w/ T-Handle
1702310	3	18 x 18 x 48	Powder Coated Black Steel w/ T-Handle
1702315	3	18 x 18 x 60	Powder Coated Black Steel w/ T-Handle

**Toolboxes Also Available In Aluminum.
Special Sizes Also Available On Request.**

1701005	4	18 x 18	Universal Mounting Bracket
---------	---	---------	----------------------------

Trailer Tongue Toolboxes

Part #	Fig.#	H x D x L	Description
1701280	5	16 x 14 x 34/21	Powder Coated Black Steel w/ Paddle Latch
1701380	6	15 x 14 x 34/21	Aluminum w/ Paddle Latch
1701680	7	18 x 19 x 36/18	Polymer Toolbox

Rubber Bumpers

Part #	Fig.#	Description	Size
B1001	8	Round Rubber Bumper	2 1/2"
B4000	9	Heavy-Duty Bumper	6" x 3" x 8"
B4500	9	Molded Rubber Bumper	5 1/2" x 3 23/32" x 7 5/8"
B5500	10	Molded Rubber Bumper	3" x 3 1/2" x 6"
B5760	11	Molded Rubber Bumper	2 1/4" x 2" x 7 3/4"
B6000	12	Heavy-Duty Bumper	3 1/2" x 3 1/2" x 6"



TRUCK/TRAILER HARDWARE

Rubber Hood Catches

Part #	Fig.#	Length	Description
WJ202	1	2-1/2"	Miniature Catch w/ Bracket
WJ201A	2	4-7/8"	Rubber Catch w/ "A" Bracket
WJ206	3	6"	Heavy Duty Catch
WJ208	4	7-7/8"	Heavy Duty Catch
WJ211	5	12"	Polymer Hood Catch



Fig. 1 Fig. 2



Fig. 3 Fig. 4 Fig. 5

Door Hardware

Part #	Fig.#	Description
B2399B2C	6	8-1/4" Chrome Plated Grab Handle
04010	7	"T" Door Handle
B2159C	8	Door Lock Kit, 3/4" Pipe Sold Separately
DH500	9	Hook & Keeper Door Holder

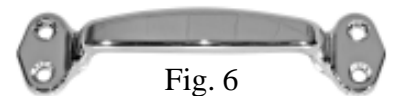


Fig. 6




Fig. 7




Fig. 9

Fig. 8

Paddle & Spring Latches

Part #	Fig.#	Size	Description
L3980	10	3-3/8" x 4-5/8"	Locking Single Point Latch
L3885	10	3-3/8" x 4-5/8"	Stainless Locking Single Point Latch
L8815	11	3-3/4" x 4"	Stainless Folding-T Latch
39	12		Cylinder and Key
B2595LKB	13		1/2" Spring Latch w/ Keeper



Fig. 10



Fig. 11



Fig. 12



Fig. 13

LOAD CONTROL



Fig. 1




Fig. 2



Fig. 3



Fig. 4



Fig. 5



Fig. 6



Fig. 7



Fig. 8



Fig. 9



Fig. 10



Fig. 11



Fig. 12

Winch Straps

Part #	Fig. #	Description
43795-10-27	1	4" x 27' Standard Winch Strap w/Flathook
43795-10-30	1	4" x 30' Standard Winch Strap w/Flathook
43795-11-27	2	4" x 27' Standard Winch Strap w/D-Ring
43795-11-30	2	4" x 30' Standard Winch Strap w/D-Ring

Custom Made Straps Also Available.

Winches

Part #	Fig. #	Description
43579-20	3	Low Profile, Weld-On, Combination
43563-10	4	Standard, Weld-On, Combination
43564-16	5	Low Profile, Portable, Combination
43564-14	6	Standard, Portable, Combination
41696-10	7	Weld-On Cable Only, Right Hand
41696-11	7	Weld-On Cable Only, Left Hand
49723-10	8	Silver Cap Overdrive, Ratcheting Cap

Winch Bars

Part #	Fig. #	Description
42313-10	9	Painted Knurled Standard Winch Bar
42313-12	10	Painted Knurled Combination Winch Bar
42313-19	10	Chrome Knurled Combination Winch Bar

Accessories

Part #	Fig. #	Description
43986-10	11	Plastic Corner Protector for 2", 3" or 4" Straps
44102-11	12	Small "C" Hook, 5/8" steel plate

LOAD CONTROL

Chain Assemblies

Part #	Fig. #	Description
H3226-5620	1	3/8" x 20', Grade 43 steel, Binder Chain
H3226-5220	1	5/16" x 20', Grade 70 steel, Binder Chain

Buckets, Pails and/or Drums Available of all Styles of Chain



Fig. 1



Fig. 2

Fig. 3




Fig. 4

Chain Binders

Part #	Fig. #	Description
H5023-4152	2	5/16" - 3/8" Lever Load Binder
H5123-4152	3	5/16" - 3/8" Ratcheting Load Binder
H5125-4158	4	5/16" - 3/8" Ratcheting Load Binder w/Folding Handle

Ratchet Straps

Part #	Fig. #	Description
45982-10	5	2" x 27' Ratchet Strap w/Flathook
45982-11	5	2" x 30' Ratchet Strap w/Flathook
45982-42	6	2" x 27' Ratchet Strap w/Wire Hook
45982-19	7	2" x 27' Ratchet Strap w/Twisted Snap Hook
49347-11	---	Replacement Strap For 45982-10



Fig. 5



Fig. 6



Fig. 7

Custom Made Straps Also Available.

Logistic Track

Part #	Fig. #	Description
40386-11	8	2" x 6" Rope Tie-off
48117-32-120	9	10' E-Track, Painted
48672-13	10	Ratchet Strap E-Track 12'
48672-14	10	Ratchet Strap E-Track 16'
40921-10	11	Locking Wood Beam Socket
49542-10	12	Series E/A Fitting w/D-ring
01090	13	Rope Ring w/E-track fitting



Fig. 8



Fig. 9



Fig. 10



Fig. 11



Fig. 12



Fig. 13

LOAD CONTROL

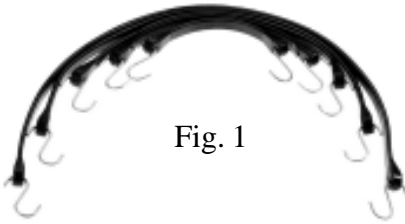


Fig. 1

Tarp Straps

Part #	Fig. #	Description	Max. Stretch
41569-10	1	9" Tarp Strap	18"
41569-15	1	15" Tarp Strap	30"
41569-21	1	21" Tarp Strap	42"
41569-31	1	31" Tarp Strap	62"



Fig. 2

Heavy Duty Rubber Rope

Part #	Fig. #	Description
49454-10	2	3/8" x 150' Hollow Core
49454-12	2	7/16" x 150' Hollow Core
49211-10	3	Rubber Rope SJ Hook



Fig. 3



Fig. 4

Load Locks

Part #	Fig. #	Description
43782-15	4	Aluminum Load Lock Bar, 89"-105" range
CC5010	5	3 Section Steel, Cargo Bar, 48"-108" range
CC5225	-	Light Truck Cargo Bar, 48"-78" range



Fig. 5

LOAD CONTROL

Heavy Duty D-Rings

Part #	Fig. #	Type	ID		Safe Working Load	Ultimate Breaking
			(h x w)			
B38I	1	1/2" Bolt-On	2 1/2"	2 3/8"	4,080 lbs.	11,781 lbs.
B38IW	2	1/2" Weld-On	2 1/2"	2 3/8"	4,080 lbs.	11,781 lbs.
B40	2	5/8" Weld-On	3"	3"	6,130 lbs.	18,390 lbs.
B46	2	3/4" Weld-On	3"	3"	9,120 lbs.	26,500 lbs.
B50	2	1" Weld-On	4"	3"	15,586 lbs.	46,760 lbs.
B5055	2	1" Weld-On (55°)	3 1/2"	3"	15,586 lbs.	46,760 lbs.



Fig. 1



Fig. 2



Fig. 3

Rope Rings

Part #	Fig. #	Description	Safe Working Load	Ult. Break Strength
B23	3	Light Duty Surface Mount	400 lbs.	1,200 lbs.
B28F	-	Heavy Duty w/Weld-On Bracket	2,000 lbs.	6,000 lbs.
B32F	-	Surface Mntd. w/Bolt-On Brkt	2,000 lbs.	6,000 lbs.

Load Control Accessories

Part #	Fig. #	Description
CI-36	4	36" Iron Corner Protector
7008	5	5/8" Rope J-Hook
44122-10	6	Steel Corner Hook
45801-10	7	Belt Winder



Fig. 4



Fig. 5



Fig. 6



Fig. 7